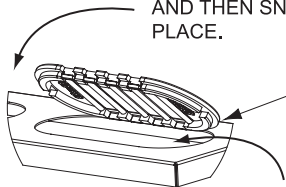


Instruction/Installation Sheet

Grommet Installation for Custom Enclosures

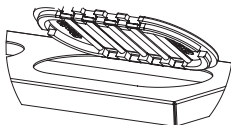
IS-0221 Rev. 0

INSTALL BUSHING, P/N 100627-01, INTO KNOCKOUT BY INSERTING ONE SIDE (AS SHOWN) AND THEN SNAPPING REMAINING EDGE INTO PLACE.

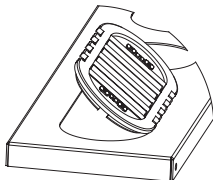


START INSERTION HERE

REMOVE "KNOCKOUT" FIRST



FRONT VIEW



SIDE VIEW